




# Juggernaut.Case™ S7 Bump Cable Installation



1 Check that the rubber seal is attached and is clean and free from debris or damage



2 Check that the rubber seal is in the correct orientation. The thicker side must be at the same side as the USB connector tabs as shown



4 install the cable into the USB port in the device



5 follow the Bump user instructions for installing the device



6 check that the cable pins are properly aligned into the Bump

Juggernaut.Case™  
smartphones on the battlefield



Juggernaut.Case™ is a registered trademark of Juggernaut Defense, LLC  
www.JuggernautCase.com  
©2017, US Patents Pending  
239-059-123, Rev A